

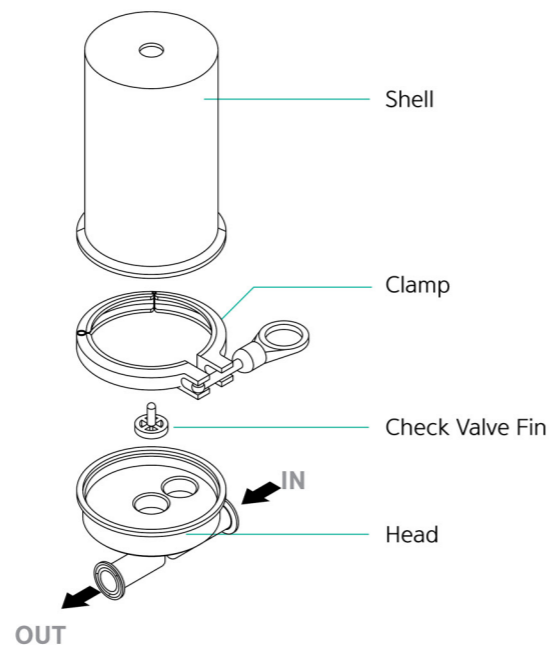
Capsule Filter Housing CHM Type

CHM is a housing for exclusive use of MAXCAPSULE capsule filter. It is easy to clean because there is less contact area with fluid, and quick and convenient filter replacement is possible.



Features

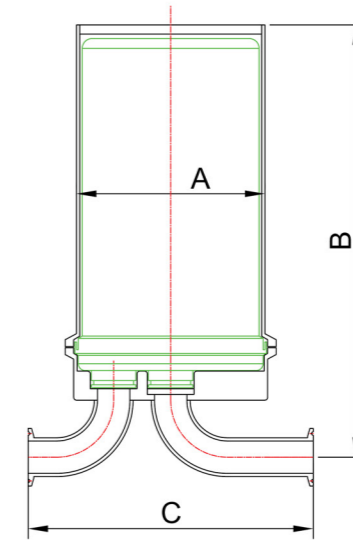
- MAXCAPSULE exclusive housing
- Easy cleaning by minimizing the contact area between housing and fluid
- Easy filter replacement
- Sanitary piping for all connections
- All the specifications of the housing can be made according to the requirements of the customer



Specifications

Length of Filter (mm)	250
Max. Pressure(Kgf/cm ²)	7.5
Materials	SUS304 / SUS316L
Connection Type	Ferrule
Treatment of Surface	Buffing / EP
Remark	MAXCAPSULE only

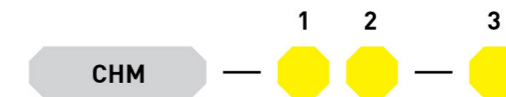
Housing Size



Model	Type	A	B	C	Inlet / Outlet
CHM	MAXCAPSULE only	165.2	379	250	1.5S Ferrule

* Dimensions may vary according to production specifications.

Part Number Identification



①	②	③
Connection Size	Materials	Treatment of Surface
() S: Ferrule	S: SUS 304	None: Buffing
() F: Flange	T: SUS 316L	E: Buffing + EP



MAXCAPSULE
(Refer to page 48 for the exclusive filter.)