

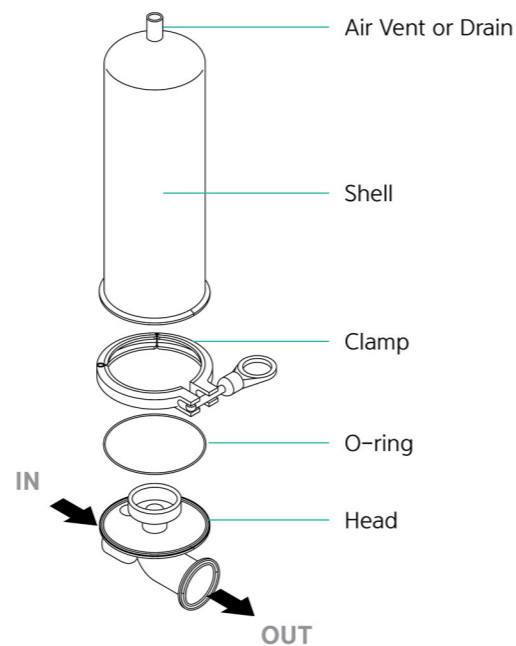
Special Size Housing MG Type

MG is a dedicated housing for MEGAFLOW filter, designed to ensure more flow rate. It is easy to mount, demount, disassemble, clean and maintain high cleanliness and is suitable for various precise filtration.



Features

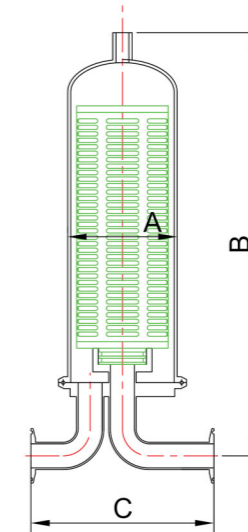
- MEGAFLOW exclusive single housing
- Special design for high flow filtration
- Easy to disassemble, clean, assemble and maintain high cleanliness
- All the specifications of the housing can be made according to the requirements of the customer
- Sanitary piping for all connections



Specifications

| | |
|-------------------------------------|--|
| Length of Filter (mm) | 250 |
| Max. Pressure(Kgf/cm ²) | 7.5 |
| Materials | SUS304 / SUS316L |
| Seal Materials | Silicone / EPDM / Viton / FEP Encapsulated |
| Connection Type | Ferrule |
| Treatment of Surface | Buffing / EP |
| Remark | MEGAFLOW only |


Housing Size



| Model | Type | A | B | C | Inlet / Outlet |
|-------|---------------|-------|-----|-----|----------------|
| MG | MEGAFLOW only | 101.6 | 393 | 170 | 1S Ferrule |

* Dimensions may vary according to production specifications.

Part Number Identification



| ① | ② | ③ | ④ | ⑤ |
|---------------------|-----------------|-------------|--|-------------------------------|
| End Style of Filter | Connection Size | Materials | Materials of Seal | Treatment of Surface & Option |
| 2: 222/ Flat | () S: Ferrule | S: SUS 304 | S: Silicone | None: Buffing |
| 3: 226/ Flat | () F: Flange | T: SUS 316L | E: EPDM V: Viton F: FEP Encapsulated | E: Buffing + EP |

Adaptor Style

